

TA-2304-2-45 Sector

2300-2500 MHz



The TA-2304-2-45 is a vertically polarized sectoral antenna with a fixed 45 degree pattern. The antenna consists of a printed dipole array enclosed in an aluminum base with a UV stabilized radome for superior weatherability. The antenna is at DC ground to aid in lightning protection.

Electrical Specifications

Frequency Range: 2300-2500 MHz
Gain: 18.5 dBi
VSWR: 1.5:1 max.
Front to Back Ratio: 30 dB
Polarization: Vertical
Power Rating: 100 Watts
H-Plane Beamwidth: 45 degrees
E-Plane Beamwidth: 7.2 degrees
Electrical Downtilt: 0, 2 degrees
Cross Pol. Discrimination: 20 dB min.
Impedance: 50 ohms nominal
Termination: N female (7/16 DIN optional)

Typical mid band values. (For details , contact factory)
 Specifications subject to change without notice

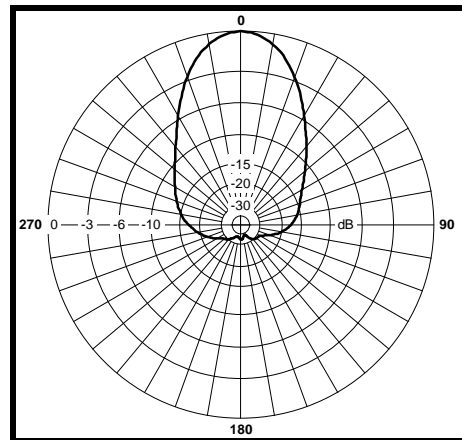
Mechanical Specifications

Length: 40 in. (1016 mm)
Width: 6.5 in (165 mm)
Depth: 4.6 in. (117 mm)
Weight (incl. Clamps): 8 lb. (3.6 kg)
Rated Wind Velocity: 125 mph (200 km/h)
Hor. Thrust at rated wind: 86 lb. (39 kg)
Mechanical Tilt: 0 - 30 degrees (optional)
Mounting (O.D.): 0.75 - 3.0 in. (19 - 76 mm)

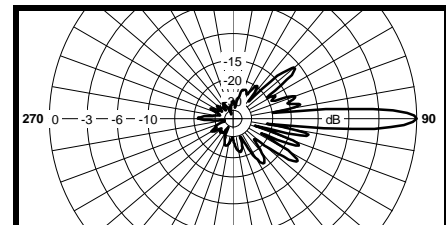
Materials

Radiating Elements: Plated copper on PCB
Reflector: Irridited aluminum
Radome: Gray UV stabilized ASA
Clamps: Aluminum and HDG steel

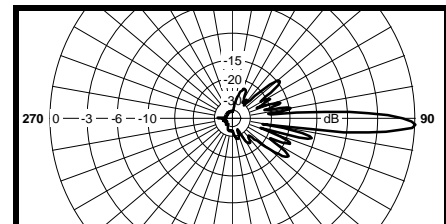
H-Plane



E-Plane



T0



T2